








| MONDAY | TUESDAY | WEDNESDAY | THURSDAY | FRIDAY |
|--|--|--|--|---|
| <p align="center">It Tastes Like...</p> <p>Materials: Plates, spices (cinnamon powder/stick, sugar, vanilla extract, cocoa powder, fruit peels, and/or lemon juice are child-friendly)!</p> <p>Directions:</p> <ol style="list-style-type: none"> 1. Sprinkle small amounts of spices on different plates for your toddler to smell, taste and explore with their senses. 2. Encourage your toddler to label what the spice tastes like and if they like it or dislike it. 3. With your supervision, you can let your toddlers touch the actual spices if you have at home. 4. Encourage your Toddler to hold the cinnamon stick, various fruit peels and lemon wedges for further sensory exploration.  | <p align="center">Painting on Paper</p> <p>Materials: Water, cornstarch, muffin tin pan, food colouring (optional)</p> <p>Directions:</p> <ol style="list-style-type: none"> 1. Encourage your toddler to mix equal parts of water and cornstarch together in a muffin tin pan. (Optional: You may add a couple drops of food colouring in each section of the muffin pan). 2. Encourage your toddler to use spoons, paint brushes and even their fingers to paint on their paper. <p>**This can also be used indoors on a piece of paper or cardboard.</p>  | <p align="center">Taking Care of Earth</p> <p>Materials: Bucket/watering can, water, plants</p> <p>Directions:</p> <ol style="list-style-type: none"> 1. Fill a bucket / watering can and encourage your toddler to water the plants at home or in the yard. 2. If you do not have a garden or yard at home, you can bring some water with you. When you walk outside with your toddler, encourage them to water the trees / plants that are found around the neighbourhood. <p>**Discuss with your toddler how plants need sunlight and water to grow. You can converse with your toddler what they need to eat and drink in order to grow.</p>  | <p align="center">Brown Bear, Brown Bear What Do You See? Book Creation</p> <p>Materials: Paper, markers, crayons, Book "Brown Bear Brown Bear What Do You See" by Bill Martin Jr. and Eric Carle OR video with read along story https://www.youtube.com/watch?v=WS T-B8zQleM</p> <p>Directions:</p> <ol style="list-style-type: none"> 1. Draw the different animals from the story on a piece of paper and encourage your Toddler to colour them in. 2. Put the pages together and create your own handmade book! 3. Write the text on the side of the page to encourage print recognition. 4. Read the story to your Toddler.  | <p align="center">Recyclable Car Maze</p> <p>Materials: Recyclable materials such as cereal boxes, paper towel rolls, and/or cardboard pieces, toy vehicles</p> <p>Directions:</p> <ol style="list-style-type: none"> 1. Cut holes in the boxes to create openings for small toy vehicles to drive through. 2. Connect the ends of the paper towel roll together to create a long tunnel. 3. You can draw road markings on cardboard pieces to imitate roads for your toddler to role play driving on. 4. Your toddler can push the vehicles along the tracks, through the holes, and tunnels.  |

While we make every effort to create safe and engaging activities for children, please be mindful of the type and size of materials you provide your child. Supervision is still required for all the activities and children should not be left unattended during these activities.