








Activities for Toddler Children

April 20, 2020

MONDAY	TUESDAY	WEDNESDAY	THURSDAY	FRIDAY
<p>Symmetrical Butterfly</p> <p>Your child can create their own butterfly using white paper, paintbrushes, and 3 to 4 colours of paint. Have your can dip a brush into each paint colour on their tray and paint on one side of the paper. Once finished, fold the paper in half and ask your child to help press down on the paper. Open the paper to reveal the other side! This activity promotes fine motor skills and cause-and-effect exploration.</p> 	<p>Erase the Alphabet</p> <p>Using a dry erase marker, write the letters of the alphabet on the window. Alternatively, you can use a white board or plastic wrap taped to the window.</p> <p>While pointing at the letters, say each letter out loud and encourage your toddler to erase the letters as you go along. This will encourage letter recognition.</p> 	<p>Follow The Shapes</p> <p>Using masking tape, create various shapes on the floor (e.g., triangles, circles, squares, and rectangles). Follow the shapes with your child by singing: "Follow the leader!" This will entice your child to follow the tape along with you. When you are done with one shape make sure to name the shape for your child, for example, "Circle! We went around a circle." This activity promotes attention and gross motor skills.</p> 	<p>A Whole lot of Spaghetti</p> <p>Sensory play is the best kind of play! Cook a package of spaghetti and proceed to place the cooked spaghetti in a bowl. Add oil and food colouring and mix well. Let the spaghetti dry for an hour or so. Once dried, place the spaghetti in a large container and add objects for your child to find such as alphabet letters, pompoms, or toys. Encourage your child to remove these items using tongs or a spoon. Provide a separate container to place the found objects. This activity promotes sensory exploration.</p> 	<p>All Aboard!</p> <p>Hoping to be heading to a beautiful island? You can in the comfort of your own home.</p> <p>Place a towel on the floor and put a laundry basket on top of it. Your child can sit in the basket and use a recycled paper towel roll as a telescope to see the "island". You can create fish cut-outs and place them on the towel to show them fishes in the water. This activity promotes pretend play and language.</p> 

While we make every effort to create safe and engaging activities for children, please be mindful of the type and size of materials you provide your child. Supervision is still required for all the activities and children should not be left unattended during these activities.