








MONDAY	TUESDAY	WEDNESDAY	THURSDAY	FRIDAY
<p>Oil Rainbow</p> <p><i>Materials:</i> 4 paper towel sheets, 5 clear/transparent cups or bowls, food colouring, oil, water</p> <p><i>Directions:</i> Fill ¾ of your cup or bowl with oil. Add a few drops of food colouring to your water. Extend the paper towel from one cup to the next and observe what happens to the paper towel. This can take up to 2 days to observe a change.</p> 	<p>Soft Dough Sculpture</p> <p><i>Materials:</i> 4 tablespoons of cornstarch, 2 tablespoons of conditioner, food colouring</p> <p><i>Directions:</i> Mix ingredients together in a bowl and knead mixture until it is no longer sticky. The mixture should stretch and feel soft. Shape as desired. Allow the mixture to dry overnight. Once it is dried, add items around the house to decorate your sculpture such as markers, crayons, googly eyes, pasta etc...</p> 	<p>Bucket Transfer</p> <p><i>Materials:</i> 2 basket or laundry hampers, 5 clear/transparent cups or bowls, food colouring, water, painters tape</p> <p><i>Directions:</i> Place each basket, on either side of the room. In one basket/hamper place rolled up socks or paper. In between the basket/hamper, place painters tape in a zig zag formation creating an obstacle course. Transfer the socks/paper from one basket to the other while going through the obstacle creating with the painters tape without getting caught or dropping their item. Record the time, and challenge yourself with this activity using bigger items such as t-shirts or pants.</p> 	<p>3D Animals</p> <p><i>Materials:</i> Egg carton, paint, markers, construction paper, scissors</p> <p><i>Directions:</i> Choose your favourite animal that you would like to create. Cut out one piece each at a time of the egg carton. Start to create the animal that you chose. Either paint or use your marker to colour the animal. Decorate with construction paper to create ears, nose, whiskers, etc.</p> 	<p>3D Tetris</p> <p><i>Materials:</i> Different coloured construction paper, markers, pencil, scissors</p> <p><i>Directions:</i> Draw and cut out different tetromino shapes (Tetris shapes) using coloured construction paper. On a blank sheet of paper, create lines that replicate graph paper. Challenge your child in a game of Tetris and record your score!</p> 

While we make every effort to create safe and engaging activities for children, please be mindful of the type and size of materials you provide your child. Supervision is still required for all the activities and children should not be left unattended during these activities.