



Activities for Kindergarten Children

March 30, 2020






MONDAY	TUESDAY	WEDNESDAY	THURSDAY	FRIDAY
<p>Create a Story Book</p> <p>All you need is a few pieces of paper, crayons, markers or any other writing material for your child to create a story. Ask your child a series of questions to assist them in writing their book such as funny stories that have happened at school, a story about their friends or a story about your family. Add 3D pieces such as foam, googly eyes, pipe cleaners or recycled materials to create a 3D story book!</p> 	<p>Butterfly Handprint</p> <p>Have your child trace and cut out their handprint and an oval shape piece of paper. Stick both pieces together and tape or glue on materials you can find in your kitchen cupboard, such as aluminum foil, napkin, recycled materials. You can use tea to “paint” the butterfly as well. This is also a great sensory experience.</p> 	<p>Indoor Tennis/Ping Pong Game</p> <p>Play indoor tennis with items you can find in your own home! Create a tennis racquet by using a paper plate and a popsicle stick. Customize your tennis racquet using glitter, pens, markers or any other creative materials around the house. Then enjoy tossing a balloon or a disposable glove with your new homemade racquets.</p> 	<p>Alphabet Goop Hunt</p> <p>Mix equal parts water and cornstarch to a large bowl. Add plastic letters and mix ingredients together.</p> <p>For added fun, add a few drops of your favourite scents to the mixture. Once complete, have your child look for letters to spell different items around the house. This activity promotes language and literacy skills.</p> 	<p>Newspaper Collage</p> <p>Mix equal parts water and glue into a small bowl. Using recycled newspaper, flyers or paper, dip your paper material and glue it onto a canvas board or a piece of cardboard, shaping it into your child’s chosen item (e.g., first letter of their name, a ball, pet animal, favourite fruit etc..) Once the shape is dried, it will be a glossy newspaper collage! For added effect, you can choose to decorate your collage with paint!</p>

While we make every effort to create safe and engaging activities for children, please be mindful of the type and size of materials you provide your child. Supervision is still required for all the activities and children should not be left unattended during these activities.



Activities for Kindergarten Children

March 30, 2020

MONDAY	TUESDAY	WEDNESDAY	THURSDAY	FRIDAY
<p>Musical Instruments</p> <p>Use recycled boxes and materials to create your own musical instruments. Customize your instruments using paint, markers, elastic bands, crayons or anything else your child would like.</p> <p>For added fun, record a video of you and your child singing your favourite song using your home made instrument.</p> 	<p>Magic Milk</p> <p>On a plate or tray, add milk and food colouring together. Dip a q-tip, popsicle stick, toothpick or your finger into some dish soap. Touch the milk mixture and watch what happens.</p> <p>For added magic, add black pepper to the mixture.</p> 	<p>Animal Masks</p> <p>Cut a paper plate or piece of paper in half to create an eye mask shape. Using a tea bag, dip the tea bag into water and then paint an animal pattern onto your mask.</p> <p>While reading or listening to the audio story of “Where the Wild things are” by Maurice Sendak, have your child interpret what is happening in the story by acting it out wearing their mask!</p> 	<p>Volcano Experiment</p> <p>In an empty juice or soda bottle mix a few drops of 2 primary colours together to 5 cups of vinegar. Add 2 cups of baking soda to the mixture and watch what happens!</p> <p>We recommend doing this experiment in the bathtub – it can be messy!</p> 	<p>Ice Painting</p> <p>Mix water and food colouring into an ice tray. Place a stick into the mixture and freeze for 2 hours. Once frozen, use the ice cubes to paint with!</p> <p>Alternatively, you can mix tea bags and water into the trays in place of the food colouring.</p> 

While we make every effort to create safe and engaging activities for children, please be mindful of the type and size of materials you provide your child. Supervision is still required for all the activities and children should not be left unattended during these activities.